

## Roller Chains with Straight Attachments DIN ISO 606 (formerly DIN 8187-2), M2, 4 x p

**Material:** Special chain steels.

### Attachment distance 4 x p

(attachment at every second outer link), either one-sided or two-sided.

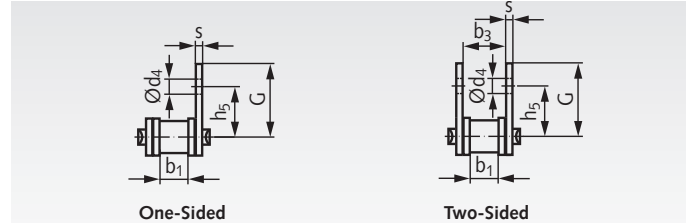
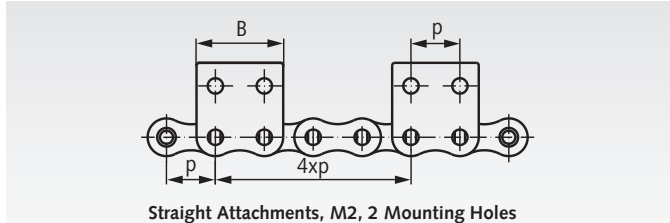
Other attachment distances can be supplied at short notice. Different attachment sizes and special chains on request.

Connecting links (e.g. no.11/E) have to be ordered separately (see page 37).

Ordering Details, e.g., Product No. 101 000 53, Wide Straight Attachments-Roller Chain 06 B-1-M2, One-Sided on the Outer Link, Distance 4 x p



### M2 = Wide Version, 2 Mounting Holes



DIN ISO No.	Product No. One-Sided 4 x p	Product No. Two-Sided 4 x p	Pitch x Inner Width p x b <sub>1</sub> inch	Pitch p mm	Inner Width b <sub>1</sub> min. mm	h <sub>5</sub> mm	G* mm	d <sub>4</sub> mm	B* mm	s min* mm	b <sub>3</sub> min. mm	Weight*	
												1-Sided kg/m	2-Sided kg/m
06 B-1**	101 000 53	101 000 54	3/8 x 7/32"	9,525	5,72	9,5	13,5	3,5	17,7	1,2	8,66	0,51	0,61
08 B-1	105 000 53	105 000 54	1/2 x 5/16"	12,7	7,75	13,0	17,9	4,5	23,2	1,6	11,43	0,84	0,99
10 B-1	106 000 53	106 000 54	5/8 x 3/8"	15,875	9,65	16,5	21,9	5,5	29,5	1,7	13,41	1,13	1,32
12 B-1	107 000 53	107 000 54	3/4 x 7/16"	19,05	11,68	21,0	26,6	6,6	33,8	1,8	15,75	1,43	1,70
16 B-1	108 000 53	108 000 54	1" x 17,02mm	25,4	17,02	23,0	31,8	6,6	46,2	2,8	25,6	3,24	3,76

\* The marked dimensions are not listed in the DIN and may vary a little.

Attachments with dimensions according to company standard are still available on request.

\*\* This size is not listed in the DIN.

## Roller Chains with Straight Attachments DIN ISO 606 (formerly DIN 8187-2), M2, 6 x p

**Material:** Special chain steels.

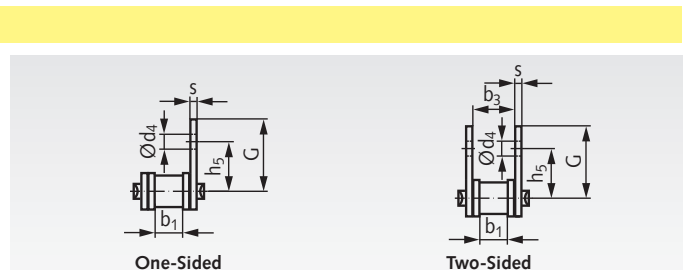
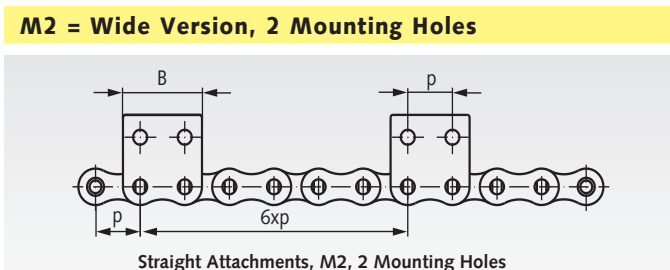

### Attachment distance 6 x p

(attachment at every third outer link), either one-sided or two-sided.

Other attachment distances can be supplied at short notice. Different attachment sizes and special chains on request.

Connecting links (e.g. no.11/E) have to be ordered separately (see page 37).

Ordering Details, e.g., Product No. 101 000 55, Wide Straight Attachments-Roller Chain 06 B-1-M2, One-Sided on the Outer Link, Distance 6 x p



DIN ISO No.	Product No. One-Sided 6 x p	Product No. Two-Sided 6 x p	Pitch x Inner Width p x b <sub>1</sub> inch	Pitch p mm	Inner Width b <sub>1</sub> min. mm	h <sub>5</sub> mm	G* mm	d <sub>4</sub> mm	B* mm	s min* mm	b <sub>3</sub> min. mm	Weight*	
												1-Sided kg/m	2-Sided kg/m
06 B-1**	101 000 55	101 000 56	3/8 x 7/32"	9,525	5,72	9,5	13,5	3,5	17,7	1,2	8,66	0,51	0,61
08 B-1	105 000 55	105 000 56	1/2 x 5/16"	12,7	7,75	13,0	17,9	4,5	23,2	1,6	11,43	0,84	0,99
10 B-1	106 000 55	106 000 56	5/8 x 3/8"	15,875	9,65	16,5	21,9	5,5	29,5	1,7	13,41	1,13	1,32
12 B-1	107 000 55	107 000 56	3/4 x 7/16"	19,05	11,68	21,0	26,6	6,6	33,8	1,8	15,75	1,43	1,70
16 B-1	108 000 55	108 000 56	1" x 17,02mm	25,4	17,02	23,0	31,8	6,6	46,2	2,8	25,6	3,24	3,76

\* The marked dimensions are not listed in the DIN and may vary a little.

Attachments with dimensions according to company standard are still available on request.

\*\* This size is not listed in the DIN.