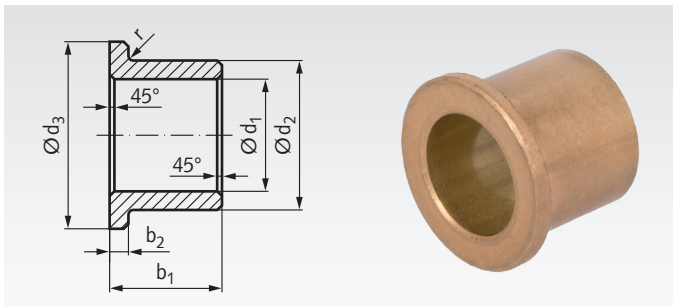


**Flange Bushes Version V Similar to DIN 1850
Made from Sintered Bronze for Plain Bearings**



Self lubricating, oil coated, pressed ready-to-install and ¹⁾ calibrated. After press-fitting them into a rigid bearing housing with a mounting hole H7, these bearings have a bore of H7.

Ordering Details: e.g.: Product No. 623 501 00, Flange Bronze Bush, 3 mm Bore

Product No.	d ₁ G8 mm	d ₂ S8 mm	d ₃ J513 mm	b ₁ J513 mm	b ₂ J514 mm	Weight g
623 501 00	3	6	9	4	1,5	0,92
623 502 00	3	6	9	10	1,5	1,77
623 504 00	4	8	12	4	2	1,79
623 504 05	4	8	12	12	2	3,87
623 508 00	6	10	14	6	2	3,03
623 509 00	6	10	14	10	2	4,38
623 510 00	6	10	14	16	2	6,40
623 512 00	8	12	16	8	2	4,53
623 513 00	8	12	16	12	2	6,22
623 514 00	8	12	16	16	2	7,91
623 517 00	10	13	16	10	1,5	9,08
623 518 00	10	13	16	16	1,5	6,50
623 518 05	10	15	20	10	3	9,34
623 518 10	10	16	22	10	3	11,80
623 518 15	10	16	22	16	3	16,72
623 520 00	12	15	18	12	1,5	5,89
623 521 00	12	15	18	16	1,5	7,60
623 521 05	12	17	22	20	2,5	18,33
623 522 00	12	17	22	12	2,5	11,71
623 523 00	12	18	24	20	3	22,91
623 524 00	14	18	22	14	2	11,10
623 527 00	16	20	24	16	2	13,96
623 528 00	16	20	24	20	2	17,17
623 528 05	16	22	28	25	3	34,71
623 529 00	16	22	28	16	3	23,95
623 530 00	16	22	28	20	3	28,63
623 532 00	18	22	26	18	2	17,10
623 533 00	18	24	30	18	3	28,97
623 534 00	20	24	28	16	2	17,03
623 535 00	20	24	28	20	2	20,70
623 535 05	20	26	32	15	3	21,77
623 536 00	20	26	32	16	3	28,94
623 537 00	20	26	32	20	3	34,45
623 538 00	20	26	32	25	3	41,69
623 538 05	20	26	32	32	3	51,94
623 539 00	20	28	35	20	4	49,67
623 540 00	25	30	35	20	2,5	33,20
623 541 00	25	30	35	25	2,5	40,38
623 541 05	25	32	39	25	3,5	64,58
623 542 00	28	33	38	22	2,5	39,96
623 542 05	28	33	38	36	2,5	62,42
623 543 00	28	36	44	22	4	72,72
623 544 00	30	38	46	20	4	71,36
623 544 05	30	38	46	25	4	85,67
623 544 10	30	38	46	30	4	99,97
623 547 00	36	45	54	28	4,5	128,44
623 547 05	36	45	54	36	4,5	159,12
623 551 00	36	45	54	22	4,5	105,42
623 550 00	40	46	52	40	3	117,83
623 552 00	40	50	60	25	5	147,26
623 552 05	40	50	60	40	5	218,27
623 555 00	50	60	70	32	5	219,32
623 555 05	50	60	70	50	5	323,46

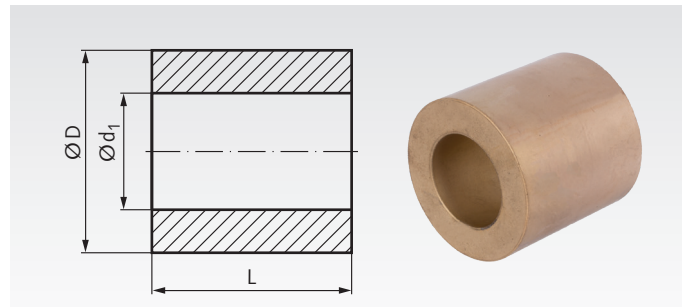
Edges chamfered at 45°, at choice of the manufacturer.

The concentricity tolerance refers to d₂.

¹⁾ no statement regarding the surface roughness according to DIN 3141 (prenorm) can be given due to the porous structure of the sintered metal.

Dimension r: For bores 3 - 8 mm = 0.3 mm, bores 9 - 22 mm = 0.6 mm, bores 25 - 40 mm = 0.8 mm

**Raw Material of Sintered Bronze with Bore
for Plain Bearing Production**




Tube of sintered bronze to be machined into plain bearings. After machining, the work piece should be coated with lubricants.

Ordering Details: e.g.: Product No. 623 390 20, Raw Material, 38/66 x 65mm

Tube Product No.	d ₁ mm	D mm	L min. mm	Weight kg
623 390 20	38±0,8	66±1,5	65	0,99
623 390 25	38±0,8	66±1,5	120	1,84
623 390 30	45±0,8	105±1,5	120	5,68
623 390 35	53±1	85±1,5	65	1,51
623 390 37	53±1	85±1,5	120	2,79
623 390 38	68±1,5	104±1,5	65	2,12
623 390 40	68±1,5	104±1,5	120	3,91
623 390 45	83±1,5	123±2	65	2,82
623 390 47	83±1,5	123±2	120	5,21
623 390 48	98±1,5	142±2	65	3,61
623 390 50	98±1,5	142±2	120	6,66

**Raw Material of Sintered Bronze without Bore
for Plain Bearing Production**



Solid material of sintered bronze to be machined into plain bearings. After machining, the work piece should be coated with lubricants.

Ordering Details: e.g.: Product No. 623 395 20, Raw Material 15 x 30 mm

Solid Material Product No.	D mm	L min. mm	Weight kg
623 395 20	15±0,8	30	0,04
623 395 23	20±0,8	25	0,06
623 395 25	20±0,8	50	0,11
623 395 27	25±0,8	25	0,08
623 395 30	25±0,8	50	0,16
623 395 33	32±0,8	40	0,22
623 395 35	32±0,8	80	0,43
623 395 40	42±0,8	50	0,46
623 395 43	42±0,8	100	0,92
623 395 45	45±1	90	0,96
623 395 47	52±1	60	0,82
623 395 48	52±1	120	1,64
623 395 50	62±1,5	120	2,43
623 395 55	70±1,5	120	3,09

Technical Data:

Surface pressure: max. 35 N/mm², dependent on speed and diameter.

Temperature range: -20°C to +120°C.