

## Gear racks with metric pitch, straight teeth, square

**Material:** Steel C45K.  
Stainless steel 1.4305  
(AISI 303).



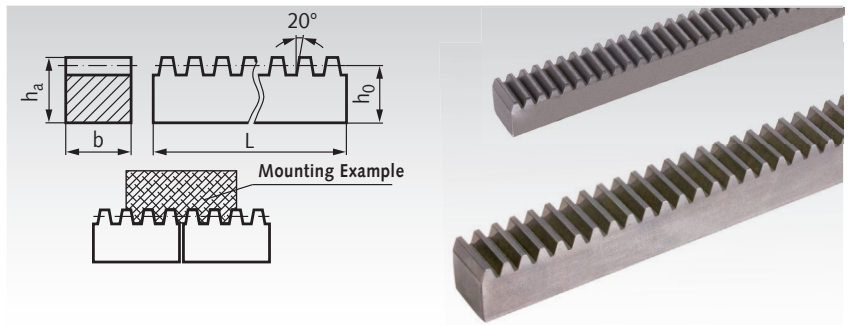
Tooth quality 8d25 modelled on DIN 3967.  
Pressure angle 20°.

Pitch 10 mm, can be assembled together except for 500 mm nominal length.

The teeth on the gear racks are manufactured using an overhead milling cutter. This leads to negative tolerances.

Dim.  $h_a$  and  $h_0$ : Pitch 5 mm: -0.2 mm  
Pitch 10 mm: -0.3 mm

Ordering Details: e.g.: Product No. 205 601 00, gear rack pitch 5mm, 250 mm long



	Product No. Steel	Product No. Stainless Steel	Tooth Width b mm	Overall Height $h_a$ mm	$h_0$ mm	Nominal Length L mm	Weight kg
<b>Pitch 5mm (Module 1.59)</b>	205 601 00	205 996 01	15	15	13,4	250	0,39
	205 603 00	205 996 03	15	15	13,4	500	0,78
	205 605 00	205 996 05	15	15	13,4	1000	1,55
	205 609 00	205 996 09	15	15	13,4	2000	3,10
	210 601 00	210 996 01	30	30	26,8	250	1,59
<b>Pitch 10mm (Module 3.18)</b>	210 603 00	210 996 03	30	30	26,8	500	3,17
	210 605 00	210 996 05	30	30	26,8	1000	6,27
	210 609 00	210 996 09	30	30	26,8	2000	12,43

## Round Gear racks with metric pitch, straight teeth

**Material:** Steel St50K (length 2000mm:C45K),  
diameter tolerance **h6, ground**.  
Stainless steel 1.4305 (AISI 303).  
Diameter tolerance **h9**.

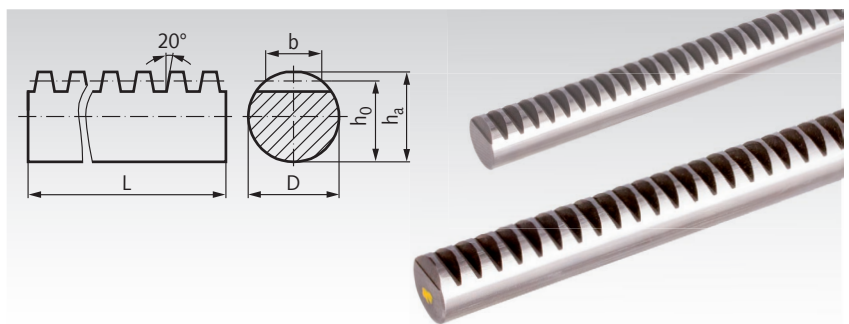


Tooth quality 8d25 modelled on DIN 3967.  
Pressure angle 20°.

The teeth on the gear racks are manufactured using an overhead milling cutter. This leads to negative tolerances.


Dim.  $h_a$  and  $h_0$ : Pitch 5 mm: -0.2 mm  
Pitch 10 mm: -0.3 mm

Ordering Details: e.g.: Product No. 205 631 00, round gear rack, pitch 5mm, 500mm long



	Product No. Steel	Product No. Stainless Steel	Nom. length L mm	D mm	$h_0$ mm	$h_a$ mm	b mm	Weight kg
<b>Pitch 5mm (Module 1.59)</b>	205 631 00	205 996 31	500	15	13,4	15,0	9,4	0,64
	205 632 00	205 996 32	1000	15	13,4	15,0	9,4	1,28
	205 634 00	205 996 34	2000	15	13,4	15,0	9,4	2,56
<b>Pitch 10mm (Module 3.18)</b>	210 631 00	210 996 31	500	30	26,8	30,0	18,8	2,59
	210 632 00	210 996 32	1000	30	26,8	30,0	18,8	5,14
	210 634 00	210 996 34	2000	30	26,8	30,0	8,8	10,28

*Matching  
Spur Gears  
Page 251*



**Reworking within  
24h-service possible.  
Custom made parts  
on request.**