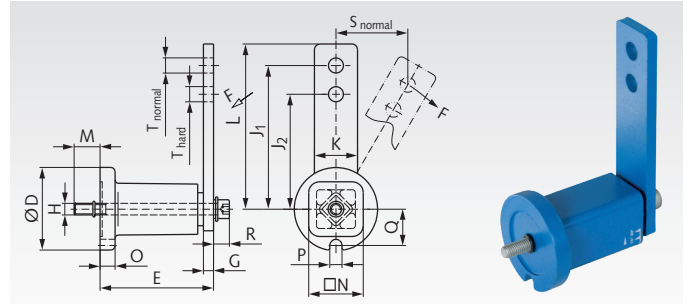


## Tensioning Elements with Front Mounting

**Material:** Housing up to  $\varnothing 78$  mm made from sintered steel, over  $\varnothing 78$  mm made from grey cast iron, lever made from St52.  
 These tensioning elements are in general identical to the standard version. For easier mounting they are fixed from the lever side using an in-and-out screw. A thread has to be cut in the machine housing. The supplied screw is secured for transport with an O-Ring. Can be used for both tensioning directions.  
 Temperature range:  $-40^{\circ}$  to  $+80^{\circ}\text{C}$ .

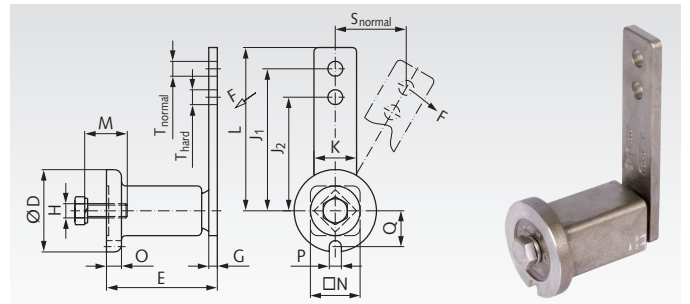


Ordering Details: e.g.: Product No. 140 801 07, Tensioning Element  $\varnothing 45$  mm

Product No.	Size	F max.		s max.		D	E	G	H	J <sub>1</sub>	J <sub>2</sub>	K	L	M	N	O	P	Q	R	T	M <sub>A</sub>	Weight
		normal N	hard N	normal mm	hard mm																	
140 801 07	1	135	170	50	40	45	64 <sup>+1,0</sup> <sub>-0,5</sub>	5	M6	100	80	25	112,5	12	30	8	8,5	20,8	10	10,5	17	0,4
140 802 07	2	350	440	50	40	58	79 <sup>+1,5</sup> <sub>-0,5</sub>	7	M8	100	80	30	115	18	35	10,5	8,5	25,3	11	10,5	41	0,65
140 803 07	3	810	1050	65	50	78	108 <sup>+2,0</sup> <sub>-0,5</sub>	8	M10	130	100	50	155	17	52	15	10,5	34,3	15	12,5	83	1,85
140 804 07	4	1500	1875	87,5	70	95	140 <sup>+2,0</sup> <sub>-0,5</sub>	10	M12	175	140	60	205	16	66	15	12,5	42	17	20,5	145	3,70

## Tensioning Elements Stainless

**Material:** Stainless steel 1.4301 (AISI 304) or 1.4308 (CF-8).  
 The design of this tensioning element is identical to the standard version.  
 Temperature range:  $-40^{\circ}$  to  $+80^{\circ}\text{C}$ .



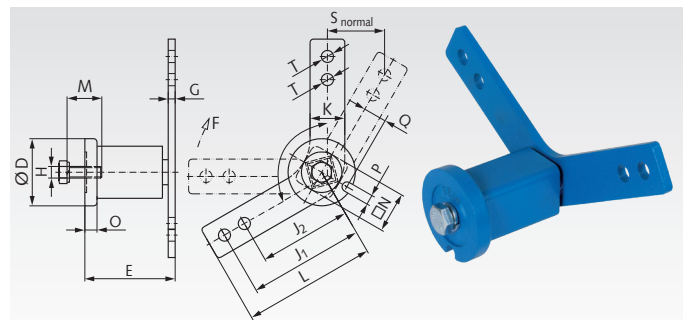
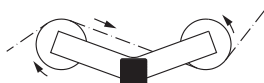
Ordering Details: e.g.: Product No. 140 998 01, Tensioning Element  $\varnothing 45$  mm

Product No.	Size	F max.		s max.		D	E	G	H	J <sub>1</sub>	J <sub>2</sub>	K	L	M	N	O	P	Q	T	M <sub>A</sub>	Weight
		normal N	hard N	normal mm	hard mm																
140 998 01	1	135	170	50	40	45	64 <sup>+1,0</sup> <sub>-0,5</sub>	5	M8	100	80	25	112,5	25	30	8	8,5	20,8	10,5	25	0,35
140 998 02	2	350	440	50	40	58	79 <sup>+1,5</sup> <sub>-0,5</sub>	7	M10	100	80	30	115	30	35	10,5	8,5	25,3	10,5	49	0,70
140 998 03	3	810	1050	65	50	78	108 <sup>+2,0</sup> <sub>-0,5</sub>	8	M12	130	100	50	155	40	52	15	10,5	34,3	12,5	86	1,90
140 998 04	4	1500	1875	87,5	70	95	140 <sup>+2,0</sup> <sub>-0,5</sub>	10	M16	175	140	60	205	40	66	15	12,5	42	20,5	210	4,30

## Tensioning Elements „Boomerang“

**Material:** Housing sintered steel, lever St52.  
 These tensioning elements are used to compensate the slack in extremely long chain drives. The slack length passes in an S-shape through the supplied sprockets or pulleys so that the lever works as a compensator. This system thus offers a triple compensation of the slack compared to standard tensioners.  
 Temperature range:  $-40^{\circ}$  to  $+80^{\circ}\text{C}$ .

Application example:



Ordering Details: e.g.: Product No. 140 802 09, Tensioning Element  $\varnothing 58$  mm

Product No.	Size	F max.		s max.		D	E	G	H	J <sub>1</sub>	J <sub>2</sub>	K	L	M	N	O	P	Q	T	M <sub>A</sub>	Weight
		normal N	hard N	normal mm	hard mm																
140 802 09	2	175	220	50	40	58	78 <sup>+1,5</sup> <sub>-0,5</sub>	6	M10	100	80	30	115	30	35	10,5	8,5	25,3	10,5	49	0,75
140 803 09	3	405	506	65	50	78	108 <sup>+2,0</sup> <sub>-0,5</sub>	8	M12	130	100	50	155	40	52	15	10,5	34,3	12,5	86	2,10